

West Virginia Hospitals: By the Numbers



WVHA Quality and Data Services manages multiple data sources and projects, including the WVHA Discharge Data Program and is home to the Quality and Data Intelligence Dashboards (QDI). QDI is powered by Tableau and is specifically designed for WVHA's data sets for use by West Virginia hospitals. The available analytics enhance hospitals' data capabilities through customizable dashboards, reports, and data visualizations – enabling users to obtain deeper insights from their data, faster than ever before. This

dynamic group assists hospitals in making informed, data-driven decisions to advance quality improvement, enhance service offerings and plan for the future health care needs of their West Virginia communities.



64

Hospitals in West Virginia

24

General acute care hospitals

21

Critical Access Hospitals (CAH)

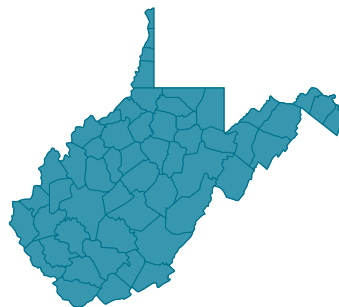
19

Specialty facilities including: psych, rehab, long term acute, veterans affairs.



49,000

People Employed by hospitals statewide



39

West Virginia counties have a hospital

27 counties have 1 hospital; 12 counties have two or more hospitals; 16 counties with no hospital.



18,000

Newborns Welcomed to West Virginia



270,000

surgeries performed

1.2 million

people treated in emergency departments



Top 10 Chronic Conditions

1. Hypertension
2. Hyperlipidemia
3. Chronic Kidney Disease
4. Diabetes
5. Ischemic Heart Disease
6. Anemia
7. Tobacco Use
8. Chronic Obstructive Pulmonary Disease and Bronchiectasis
9. Anxiety Disorders
10. Heart Failure

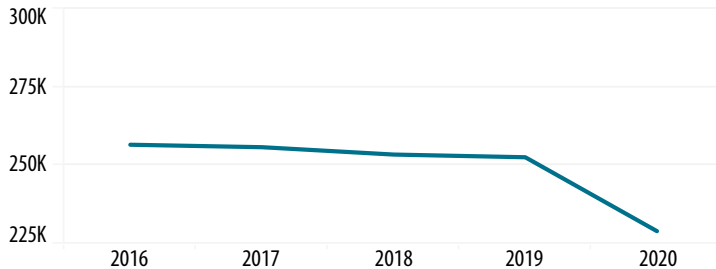
Average Length of Stay by Hospital Type

CAH - 5.42 Days
 Hospital - 5.94 Days
 LTAC - 27.82 Days
 Psyc - 60.98 Days
 Rehab - 12.88 Days

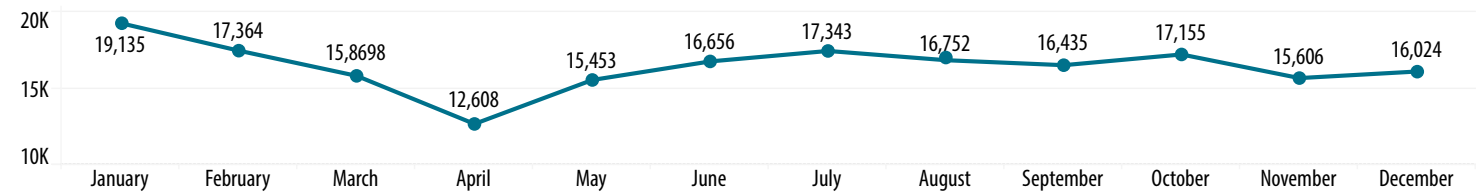
Total Inpatient Discharges in 2020

228,993

Inpatient Discharges by Year



2020 Inpatient Discharges by Month



Inpatient Discharges by Sex & Age

Female Discharges 2020		Male Discharges 2020	
0-9	9,838	0-9	10,626
10-17	1,128	10-17	855
18-34	21,663	18-34	5,712
35-44	8,106	35-44	6,519
45-54	9,489	45-54	10,943
55-64	16,387	55-64	18,454
65-74	20,646	65-74	21,837
75-84	17,061	75-84	15,120
85+	10,000	85+	6,013
Female Total	114,318	Male Total	96,079

Inpatient care means you are admitted to the hospital.

Inpatient Discharges by Patient County

County	2016	2017	2018	2019	2020
Barbour	2,228	2,235	2,187	2,249	1,894
Berkeley	8,133	8,033	8,476	8,445	7,718
Boone	3,474	3,688	3,519	3,456	3,020
Braxton	1,542	1,469	1,443	1,464	1,334
Brooke	2,368	2,312	2,089	1,855	1,604
Cabell	12,688	13,842	13,100	13,464	12,067
Calhoun	768	752	846	827	742
Clay	1,325	1,233	1,256	1,327	1,185
Doddridge	533	551	516	558	530
Fayette	7,234	6,811	6,832	6,941	6,238
Gilmer	891	826	862	899	753
Grant	994	1,030	1,054	1,093	907
Greenbrier	3,902	3,781	4,031	4,044	3,458
Hampshire	712	642	729	671	601
Hancock	4,230	3,949	3,202	2,938	2,548
Hardy	742	707	695	619	651
Harrison	10,046	10,340	9,760	9,901	8,474
Jackson	3,721	3,679	3,605	3,633	3,212
Jefferson	2,763	2,955	2,791	2,990	2,868
Kanawha	27,349	27,043	28,348	27,654	25,784
Lewis	2,642	2,656	2,728	2,720	2,328
Lincoln	3,322	3,321	3,264	3,207	2,768
Logan	6,064	6,158	6,481	5,997	5,058
Marion	9,545	9,800	8,933	7,454	7,173
Marshall	4,282	4,062	3,772	3,435	3,141
Mason	2,818	2,961	2,738	2,706	2,224
Mcdowell	2,651	2,550	2,653	2,364	2,372
Mercer	8,526	8,649	8,672	7,780	7,839

County	2016	2017	2018	2019	2020
Mineral	1,206	1,304	1,382	1,770	1,608
Mingo	2,714	2,493	2,112	1,995	1,630
Monongalia	10,324	10,768	10,370	10,501	9,169
Monroe	989	1,078	1,132	1,107	1,008
Morgan	619	659	780	724	654
Nicholas	3,689	3,721	3,413	3,387	3,213
Ohio	7,082	6,873	6,118	5,618	4,875
Pendleton	352	358	329	405	360
Pleasants	597	672	691	628	610
Pocahontas	971	925	904	907	857
Preston	4,273	4,327	4,270	4,219	3,529
Putnam	5,912	5,763	6,184	6,106	5,324
Raleigh	13,668	13,761	13,720	13,984	11,907
Randolph	3,962	3,971	3,542	3,539	3,278
Ritchie	1,334	1,246	1,275	1,302	1,220
Roane	1,696	1,695	1,661	1,643	1,480
Summers	1,759	1,707	1,711	1,648	1,577
Taylor	2,062	1,966	1,921	1,957	1,752
Tucker	731	714	654	674	558
Tyler	1,154	976	920	899	800
Upshur	2,953	2,822	2,903	2,871	2,577
Wayne	4,550	4,948	4,722	4,809	4,185
Webster	1,251	1,255	1,257	1,212	1,107
Wetzel	2,268	2,331	2,134	2,078	1,874
Wirt	751	625	651	744	696
Wood	10,748	10,018	10,331	10,961	9,636
Wyoming	3,722	3,788	3,642	3,713	3,284
Out of State	36,195	34,809	34,751	34,516	32,764